

325 People Homeless in the Portland COC

Annual Point in Time Survey – January 27, 2010

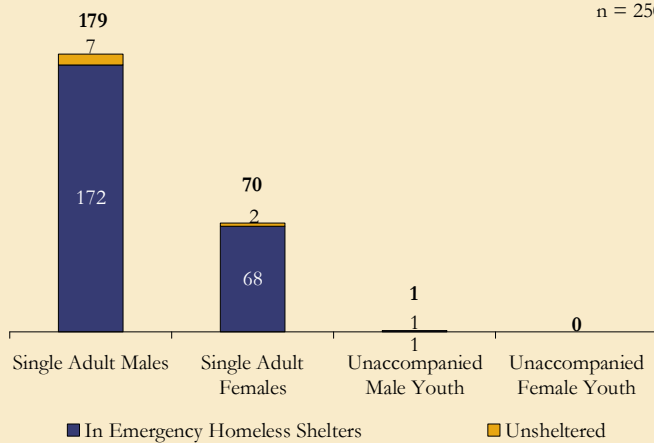
Where People Stayed	People Identified as Homeless	Survey Respondents	Survey Response Rate
In Emergency Homeless Shelters	316	306	96.8%
Unsheltered*	9	6	66.7%
Total	325	312	96.0%

*Unsheltered includes people who were staying in cars, tents, abandoned buildings, outside or in other places not suitable for human habitation.

People Identified as Homeless:

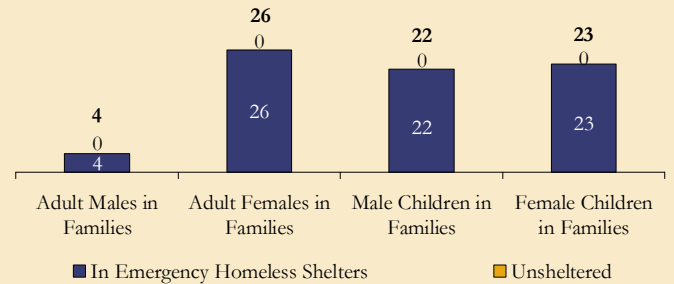
Individuals

n = 250



Families

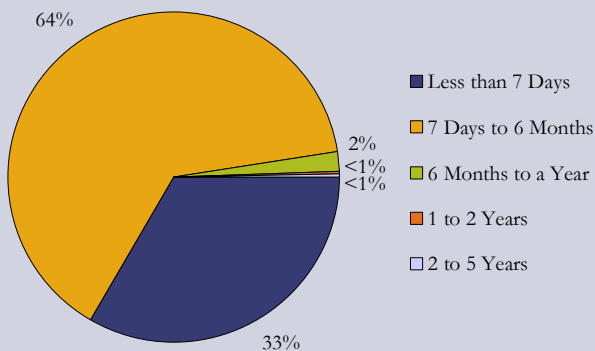
n = 75



Survey Results:

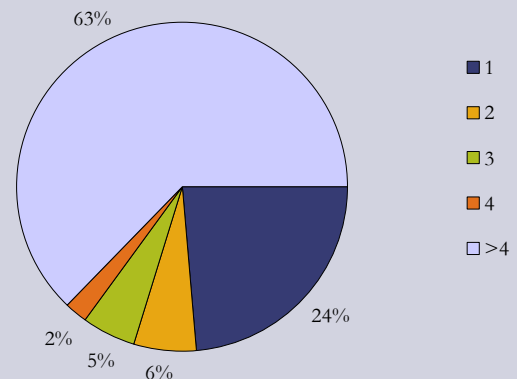
Length of Time Homeless

n = 312



Times Homeless in the Past Three Years

n = 312



Services Most Frequently Used

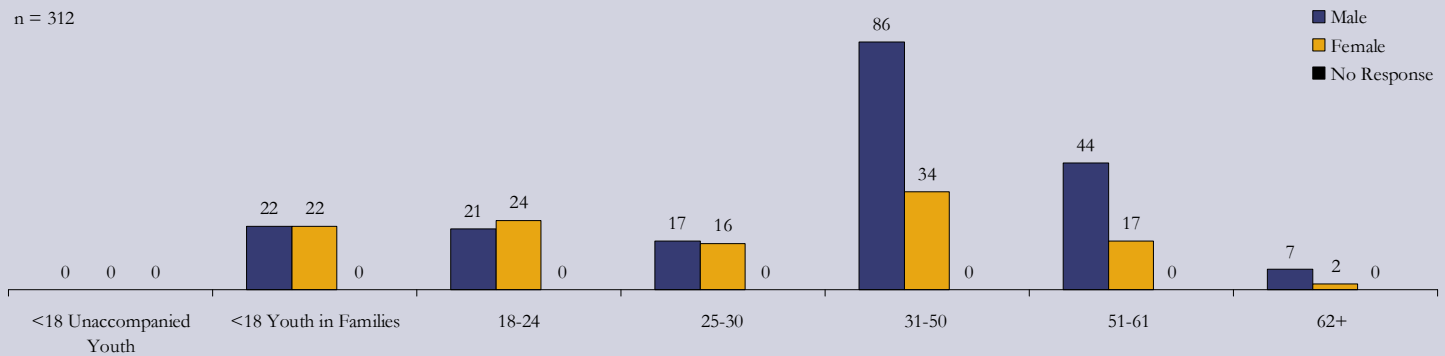
142 (46%) Housing Search Assistance
 119 (38%) Food Stamps
 104 (33%) Mental Health Care and Counseling

Services Most Frequently Needed but Not Accessed

87 (28%) Housing Search Assistance
 85 (27%) Mental Health Care and Counseling
 55 (18%) Health Care

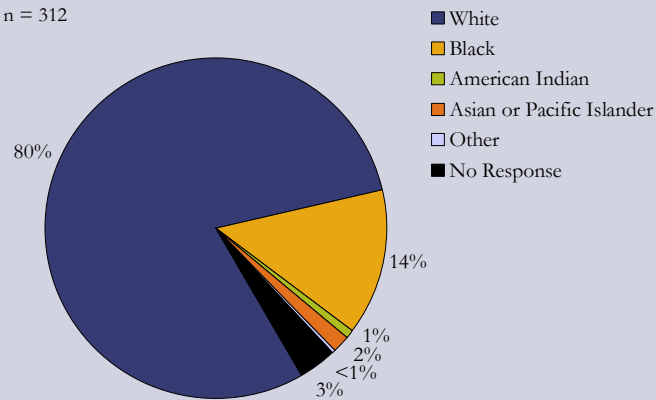
Gender and Age

n = 312



Racial Make-Up

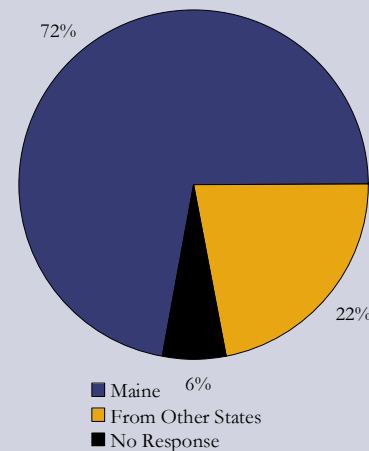
n = 312



52 (17%) people identified through the survey were minorities. Minorities are 4% of Maine's population.

Last Residence

n = 312



County	People	Percent
Androscoggin	7	2%
Aroostook	0	0%
Cumberland	184	59%
Franklin	1	<1%
Hancock	1	<1%
Kennebec	1	<1%
Knox	0	0%
Lincoln	1	<1%
Oxford	5	2%
Penobscot	1	<1%
Piscataquis	1	<1%
Sagadahoc	4	1%
Somerset	0	0%
Waldo	0	0%
Washington	1	<1%
York	18	6%
Out of State	69	22%
No Response	18	6%
Total	312	

Adult Education Levels

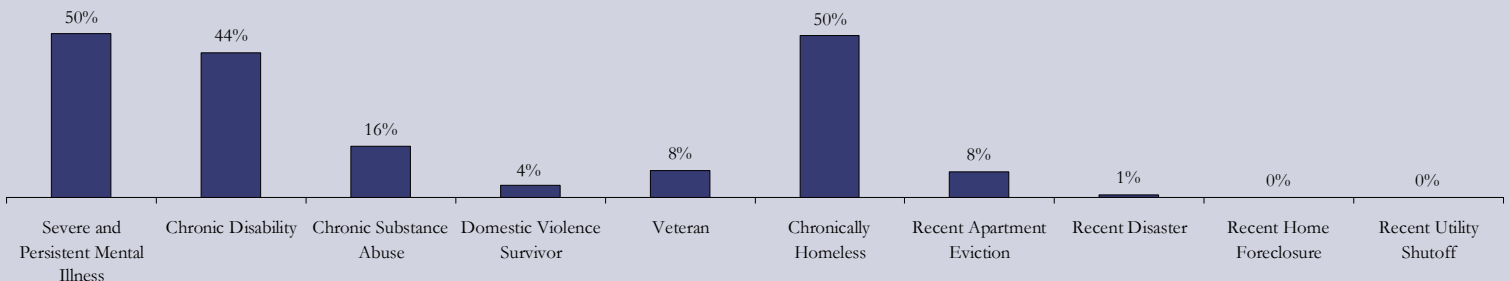
97 (36%) Less than High School Education
 135 (50%) High School Education
 39 (14%) More than High School Education

Adult Employment Status

8 (3%) Employed
 86 (32%) Unemployed
 174 (65%) No Response to Employment Question
 90 (34%) Using Job Training Services

Additional Information on Adults

n = 268



133 (50%) adult survey respondents met the definition of chronically homeless: an unaccompanied homeless adult individual with a disabling condition who has either been continuously homeless for a year or more or has had at least four episodes of homelessness in the past three years. Please go to <http://www.ich.gov/> for more information.

About the Survey: The Annual Point in Time Survey provides a snapshot of people experiencing homelessness on a particular night of the year. The survey is required by the U.S. Department of Housing and Urban Development for Continuums of Care to receive McKinney-Vento funds for Transitional and Permanent Supportive Housing. On January 27, 2010, service providers, homeless advocates and municipal officials from the three Continuums in Maine (The City of Portland, Greater Penobscot County and Maine Balance of State) conducted a statewide census of people staying in Emergency Shelters, Transitional Housing for people who are homeless, and those living on the streets or in places considered unfit for habitation (Unsheltered). The person's demographic information, homeless situation and service needs were recorded, whenever possible, in addition to counting people who were homeless. *This handout includes information and survey responses from people who were staying in Emergency Shelters or were Unsheltered in the Portland Continuum of Care on January 27, 2010.* Visit www.mainehousing.org for additional Point in Time handouts with statewide and Continuum of Care data.