

305 People Homeless in the Portland COC

Annual Point in Time Survey – January 30, 2008

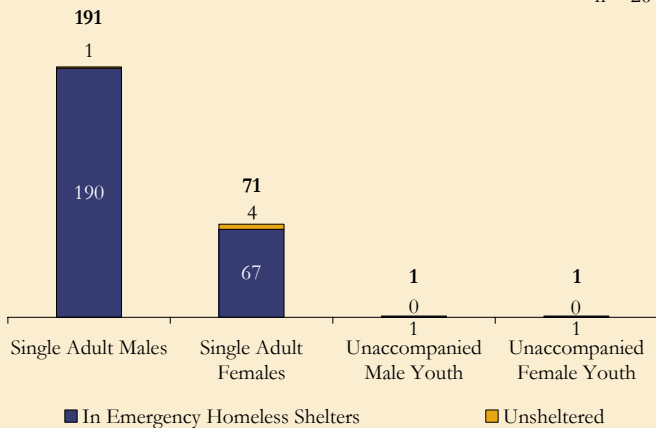
Where People Stayed	People Identified as Homeless	Survey Respondents	Survey Response Rate
In Emergency Homeless Shelters	300	273	91.0%
Unsheltered*	5	5	100.0%
Total	305	278	91.1%

*Unsheltered includes people who were staying in cars, tents, abandoned buildings, outside or in other places not suitable for human habitation.

People Identified as Homeless:

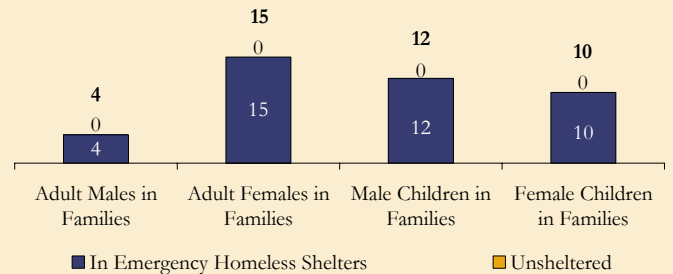
Individuals

n = 264



Families

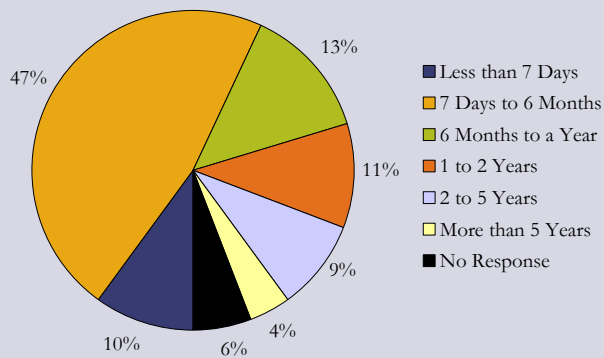
n = 41



Survey Results:

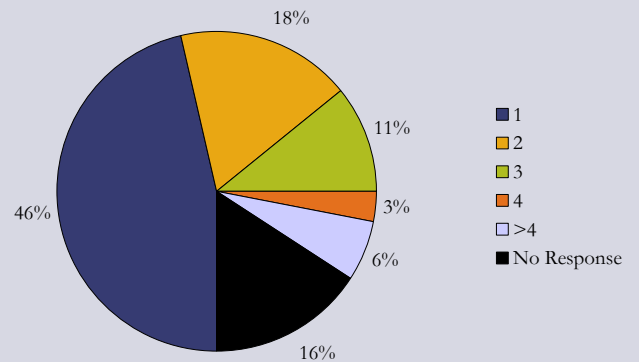
Length of Time Homeless

n = 278



Times Homeless in the Past Three Years

n = 278



Services Most Frequently Used

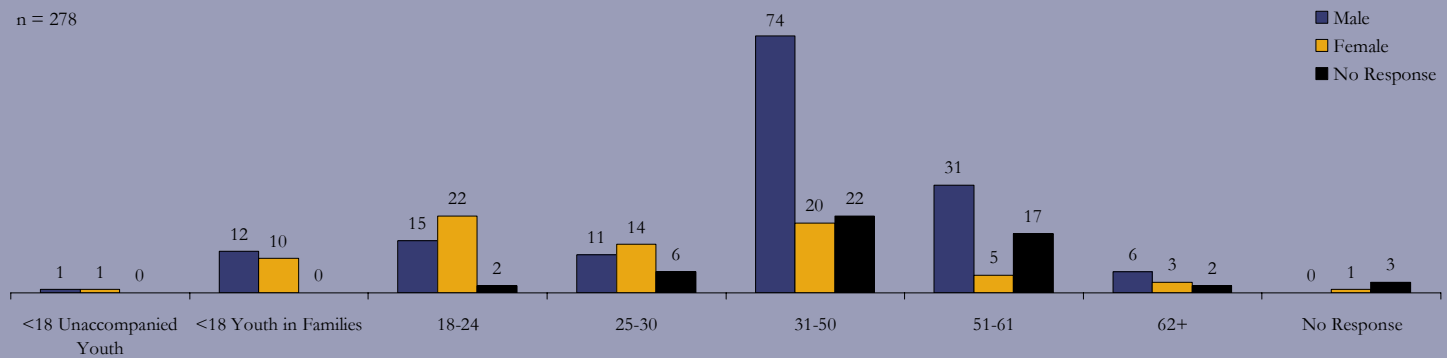
108 (39%) Case Management
92 (33%) Health Care
78 (28%) Housing Search Help

Services Most Frequently Needed but Not Accessed

85 (31%) Rental Subsidies
39 (14%) Housing Search Help
39 (14%) Transportation Expenses

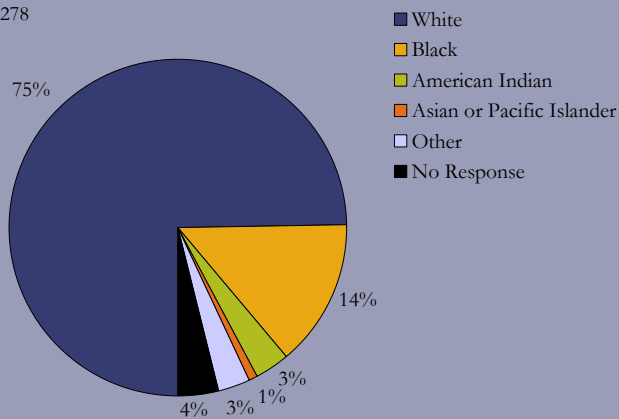
Gender and Age

n = 278



Racial Make-Up

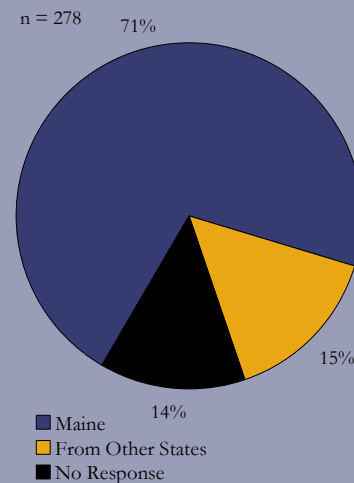
n = 278



59 (21%) people identified through the survey were minorities. Minorities are 4% of Maine's population.

Last Residence

n = 278



County	People	Percent
Androscoggin	4	1%
Aroostook	1	<1%
Cumberland	148	53%
Franklin	7	3%
Hancock	1	<1%
Kennebec	5	2%
Knox	1	<1%
Lincoln	2	1%
Oxford	2	1%
Penobscot	2	1%
Piscataquis	1	<1%
Sagadahoc	0	0%
Somerset	0	0%
Waldo	1	<1%
Washington	6	2%
York	18	6%
Out of State	41	15%
No Response	38	14%
Total	278	

Adult Education Levels

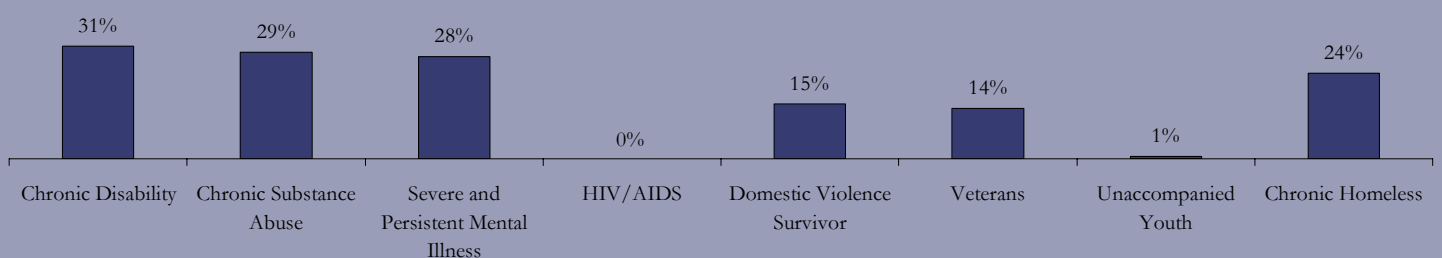
68 (27%) Less than High School Education
 102 (40%) High School Education
 65 (26%) More than High School Education
 19 (7%) No Response

Adult Employment Status

46 (18%) Employed
 19 (7%) Using Job Training Services

Additional Information*

n = 278



*Please note respondents could choose multiple categories.

66 (24%) survey respondents met the definition of chronically homeless: an unaccompanied homeless individual with a disabling condition who has either been continuously homeless for a year or more or has had at least four episodes of homelessness in the past three years. Please go to www.ich.gov for more information.

About the Survey: The Annual Point in Time Survey provides a snapshot of people experiencing homelessness on a particular night of the year. The survey is required by the U.S. Department of Housing and Urban Development for Continuums of Care to receive McKinney-Vento funds for Transitional and Permanent Supportive Housing. On January 30, 2008, service providers, homeless advocates and municipal officials from the three Continuums in Maine (The City of Portland, Greater Penobscot County and Maine Balance of State) conducted a statewide census of people staying in Emergency Shelters, Transitional Housing for people who are homeless, and those living on the streets or in places considered unfit for habitation (Unsheltered). The person's demographic information, homeless situation and service needs were recorded, whenever possible, in addition to counting people who were homeless. *This handout includes information and survey responses from people who were staying in Emergency Shelters or were Unsheltered in the Portland Continuum of Care on January 30, 2008.* Visit www.mainehousing.org for additional Point in Time handouts with statewide and Continuum of Care data.